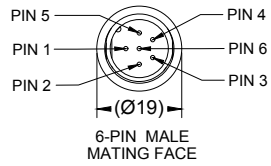


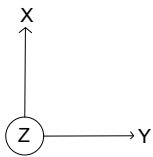
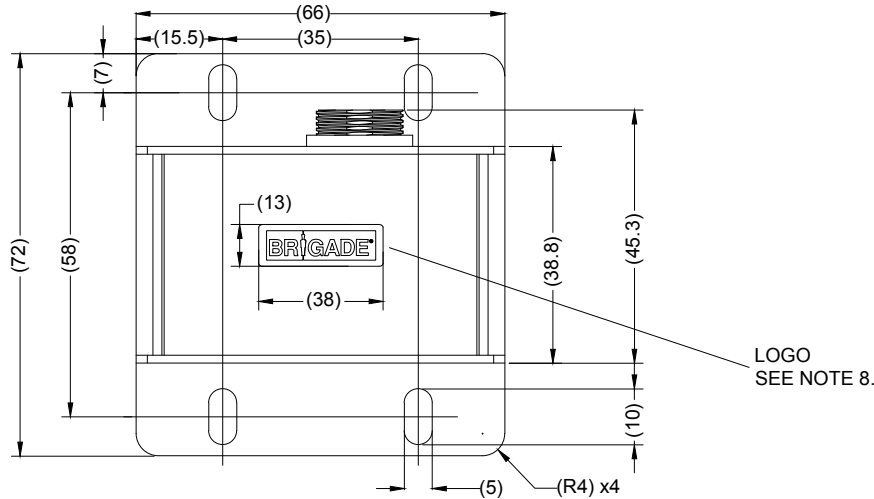
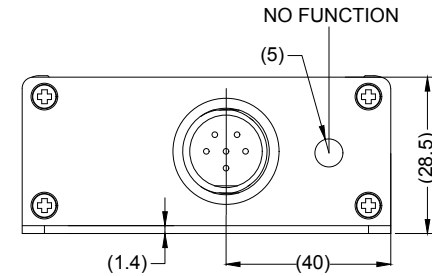
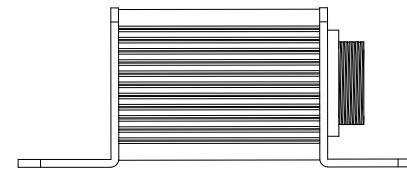

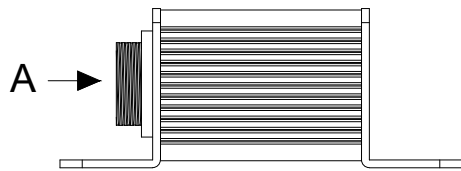
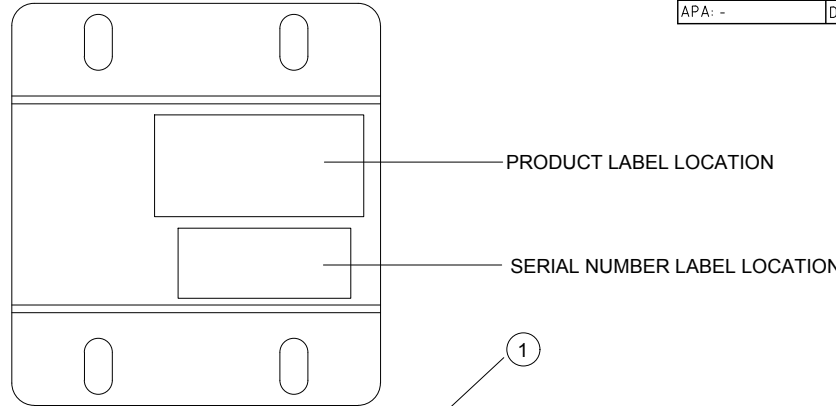
VIEW A



PIN #	DESCRIPTION
1	+5V
2	485B
3	N.C
4	485A
5	GND
6	N.C

Revision Notes.				
R1 -				
APA: -	Drawn:-	Checked:-	Approved:-	Date: -

ITEM	PART NUMBER	DESCRIPTION
①	N/A	MDR 400 SERIES EXTERNAL G-SENSOR
②	4874	MDR 400 SERIES, 3M CABLE FOR EXTERNAL G-SENSOR (NOT SHOWN)



ORIENTATION BASED ON TOP VIEW

- NOTES:
- REFERENCE INSTRUCTION GUIDE FOR FUNCTIONALITY.
 - TO BE SUPPLIED IN BROWN GIFTBOX.
 - MATERIAL: ALUMINIUM.
 - FINISH: SILVER PAINT.
 - FOR PRODUCT/SERIALNUMBER LABEL REFER TO LATEST REVISION OF DRAWING BE-003112-XX-15.
 - FOR GIFT BOX LABEL REFER TO THE LATEST REVISION OF DRAWING BE-003111-XX-15
 - ANY CUSTOMER MODIFICATION OF THIS PRODUCT CAUSING SUBSEQUENT FAILURE IS NOT A LIABILITY OF BRIGADE ELECTRONICS GROUP PLC.
 - FOR BRIGADE LOGO SEE BRIGADE-SMALL-LOGO STICKER 3813-4526(01.10.05.219)-V1.0.
 - MEASURE RANGE: -10G TO 10G.

PROPRIETARY NOTICE
THIS DESIGN AND TECHNICAL INFORMATION APPEARING ON THIS DRAWING IS THE PROPERTY OF BRIGADE ELECTRONICS, AND IS DISCLOSED IN CONFIDENCE. IT IS NOT TO BE COPIED, REPRODUCED, REVEALED TO OR EXPROPRIATED BY OTHERS, EITHER IN WHOLE OR IN PART WITHOUT THE EXPRESS WRITTEN CONSENT OF BRIGADE ELECTRONICS.

BRIGADE[®]
www.brigade-electronics.com

Assembly Pl Approval P.YANG	Approved by B.JOHN	Checked by R.BATES	Released 24/07/15	Drawn by L.PILLAY	Assembly Ref 03.06.09.110
Angle of Projection 	Units mm	Scale N/A	Status RELEASED	MDR-400-GS01	
Third Angle	Part No 4871	BE-003094-00-15			